

Part Number

60-104875-93X

Coverstock

EnMotion Hybrid Reactive

Color:

Black Solid

Blue Solid

Silver Pearl

Hardness: 76-78

Glow Engraving

Factory Finish

Rough Buff

Core Dynamics

RG Max: 2.504

RG Int: 2.484

RG Min: 2.458

RG Diff: 0.046

RG Asy: 0.020

Average RG: 2.4

Performance

Hook Potential: 135

Length: 90

Typical Breakpoint Shape: 75

Comparison Chart Position = P10

Available Weights

12-16 Pounds

Technology

The Ultra Zone brings the new EnMotion reactive coverstock from the Twisted Fury into the Zone line and combines it with the updated Phantom core to create an ultra-low-RG alternative that complements the reaction of the Twisted Fury.

The Ultra Zone uses a Solid / Pearl Hybrid version of the EnMotion coverstock. EnMotion combines the best elements from our PowerKoil, Activator and N'Control coverstock systems to create good length combined with excellent mid-lane recovery and strong back-end hooking action. The Ultra Zone unites EnMotion coverstock with the ultra-low-RG updated Phantom core. Ultra-low-RG's are known for strong mid-lane recovery moves and their controllable back-end hooking action, Brunswick has created an early revving counterpart to the Twisted Fury that will match-up better on lane patterns that create over/under reaction problems for skid/snap balls.

Reaction Characteristics

Out of the Box: With its Rough Buff finish, the Ultra Zone is an ideal asymmetric ball on medium-to-oily lane conditions.

If your Ultra Zone goes too long: Dull the surface using 1000-grit or rougher abrasive. The hooking action will increase and its arc will become more even, creating a better match-up for heavily oiled lane conditions and for smoothing over/under reactions seen on wet/dry lane conditions.

If your Ultra Zone hooks too early: Polish the surface with Brunswick's Factory Finish "High Gloss Polish" to create additional length. 4000-grit surfaces, such as Scotch-Brite White pad or Abralon-4000 will also create additional length.

For the most up to date Product Line Information go to www.brunswickbowling.com

Maintaining Your Ball Reaction

Brunswick recommends the following procedures to maintain and restore the reaction characteristic of your Brunswick bowling balls:

- Clean your Brunswick ball with **Brunswick Remove All** or similar ball cleaner after every use to reduce oil absorption.
- If you think your Brunswick ball has lost some of its "Out of the Box" reaction, restore the ball to its original factory finish listed on the product information sheet. This is especially important for balls that are highly sanded or polished.
Sand to 400-grit then use **Brunswick's Factory Finish High Gloss Polish** to restore the original factory finish on high gloss polish balls. Sand to 220-grit then use **Brunswick's Factory Finish Rough Buff** to restore the original factory finish on rough buff balls. For dull balls, wet sand with the sandpaper listed on the product information sheet.
- If there is a visible track on your ball have your Pro Shop use a Haas or similar resurfacing machine to remove the track then restore the ball to its original factory finish. This service is available, for a fee, at many Pro Shops.
- If your ball has more than 50 games on it, you may be able to increase mid-lane and back-end hooking action by removing oil from the coverstock. Remove the oil from the ball by gently warming it with either the **Revivor** or **Rejuvenator** Pro Shop devices that have been designed for this purpose. The service is available, for a fee, at many Pro Shops. Brunswick testing has shown that by combining the restoration of the factory finish, resurfacing of the track and oil removal, your Brunswick ball can maintain its original "Out of the Box" reaction for hundreds of games.
Do not use a home oven to remove oil. Temperatures can not be adequately controlled, and the ball may crack.
- Absorbent materials sold by other bowling ball manufactures to remove oil can also be used on Brunswick bowling balls. Information to date seems to indicate that absorbent materials have a more limited ability to remove oil than warming. You may be disappointed with results on heavily oil soaked balls.






Note: Oil soaked balls tend to traction less in the oil and respond less to the dry boards on the lane. If you are matching-up using an oil soaked ball on wet/dry or broken down lane conditions, removing the oil from the ball will significantly change your match-up and possibly create undesirable over reactions.

Ball Comparisons

Want to compare the performance of this ball to other Brunswick balls? Go to our website at www.brunswickbowling.com. Click on **Balls**, then click on **Pro Shop Information**. This page contains a link to the **Brunswick Ball Comparison Chart**. This chart allows you to see, at a glance, the performance of all Brunswick balls relative to each other, defined by their **Hook Potential** and **Arc Characteristics**. There's even an essay to help explain and guide you through the chart.

Lightweight Engineering

At Brunswick, the unique core shape of each individual ball is used for weights from 14 to 16 pounds. This approach to lightweight ball engineering provides bowlers with consistent ball reaction characteristics across this weight range. At 12 & 13 pounds, Brunswick uses a generic core shape with a RG-differential of 0.045. This differential is close enough to the 14-16 pound shape so that the same drilling instructions can be used.

Weight	16#	15#	14#	13#	12#	11#	10#
Core Shape						Not Available	Not Available
RG-max.	2.504	2.519	2.547	2.629	2.655		
RG-Int.	2.484	2.499	2.527	2.615	2.641		
RG-min.	2.458	2.473	2.503	2.585	2.611		
RG-diff.	0.046	0.046	0.044	0.044	0.044		
RG-Asy.	0.020	0.020	0.020	0.014	0.014		